

COROA PRÓXIMA SÉRIE

www.profesoracarolinapalhas.com



@carolinapalhas /professoracarolinapalhas /professoracarolinapalhas @professoracarolinapalhas



ATENÇÃO!



ESSE MATERIAL E FEITO EXCLUSIVAMENTE POR MIM! O MATERIAL É PARA USO EDUCACIONAL E GRATUITO E SOMENTE PODE SER COMPARTILHADO ATRAVÉS DO LINK DESTA POSTAGEM! QUALQUER FORMA DE COPIAR ESSE MATERIAL E COMPARTILHAR EM PDFS OU IMAGENS E SEM CONSENTIMENTO CONSTITUI CRIME, PELA LEI DE DIREITOS AUTORAIS!

QUEM GOSTA DO MATERIAL PODE AJUDAR COMPARTILHANDO OS LINKS DO BLOG E VIA PIX COM QUALQUER VALOR, OBRIGADA A TODOS!
CHAVE PIX CAROLINA.PALHAS@HOTMAIL.COM

www.profesoracarolinapalhas.com



carolinapalhas /professoracarolinapalhas /professoracarolinapalhas @professoracarolinapalhas



Instruções:

Pinte seu chapéu de nova série.

Corte e grampeie ou cole a parte de trás na parte da frente.

www.profesoracarolinapalhas.com



@carolinapalhas /profesoracarolinapalhas /profesoracarolinapalhas @profesoracarolinapalhas









Instruções:

Pinte seu chapéu de nova série.

Corte e grampeie ou cole a parte de trás na parte da frente.







Instruções:

Pinte seu chapéu de nova série.

Corte e grampeie ou cole a parte de trás na parte da frente.









Instruções:

Pinte seu chapéu de nova série.

Corte e grampeie ou cole a parte de trás na parte da frente.



3^o ANO









Instruções:

Pinte seu chapéu de nova série.

Corte e grampeie ou cole a parte de trás na parte da frente.









Instruções:

Pinte seu chapéu de nova série.

Corte e grampeie ou cole a parte de trás na parte da frente.










Instruções:

Pinte seu chapéu de nova série.

Corte e grampeie ou cole a parte de trás na parte da frente.






Instruções:

Pinte seu chapéu de nova série.



Corte e grampeie ou cole a parte de trás na parte da frente.



Instruções:

Pinte seu chapéu de nova série.


Corte e grampeie ou cole a parte de trás na parte da frente.



Instruções:

Pinte seu chapéu de nova série.



Corte e grampeie ou cole a parte de trás na parte da frente.



Instruções:

Pinte seu chapéu de nova série.


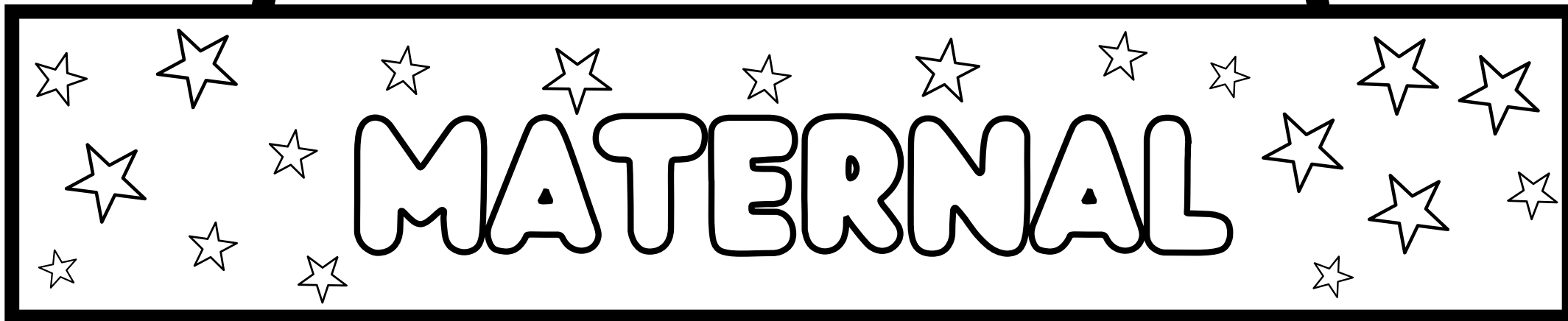
Corte e grampeie ou cole a parte de trás na parte da frente.



Instruções:

Pinte seu chapéu de nova série.

Corte e grampeie ou cole a parte de trás na parte da frente.




Instruções:

Pinte seu chapéu de nova série.


Corte e grampeie ou cole a parte de trás na parte da frente.



★ PARTIU ★



MATERNAL 3





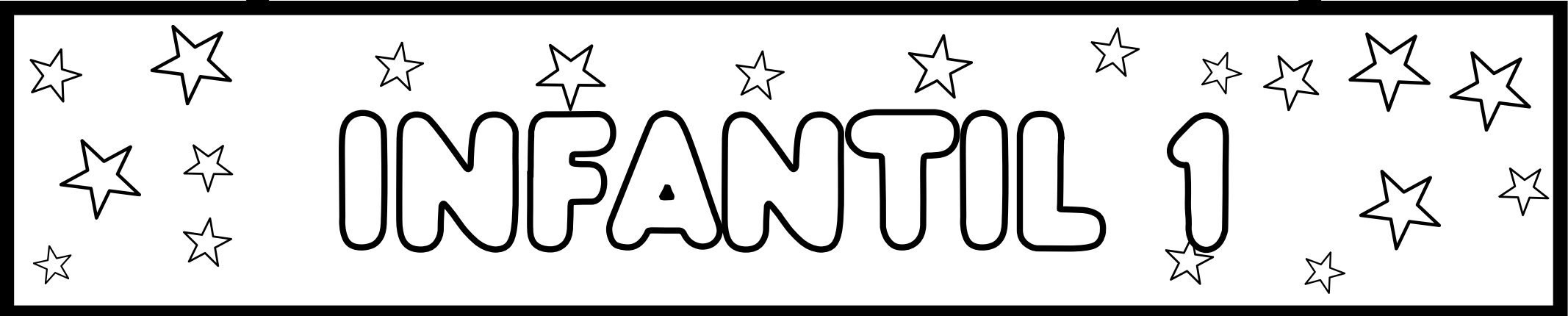
Instruções:

Pinte seu chapéu de nova série.


Corte e grampeie ou cole a parte de trás na parte da frente.



★ PARTIU ★




INFANTIL 1



Instruções:

Pinte seu chapéu de nova série.

Corte e grampeie ou cole a parte de trás na parte da frente.








Instruções:

Pinte seu chapéu de nova série.

Corte e grampeie ou cole a parte de trás na parte da frente.








Instruções:

Pinte seu chapéu de nova série.

Corte e grampeie ou cole a parte de trás na parte da frente.






Instruções:

Pinte seu chapéu de nova série.


Corte e grampeie ou cole a parte de trás na parte da frente.






Instruções:

Pinte seu chapéu de nova série.

Corte e grampeie ou cole a parte de trás na parte da frente.





GRUPO 1

A graphic for a group name. The text "GRUPO 1" is written in a large, bold, bubbly font. The text is surrounded by numerous small five-pointed stars of varying sizes, scattered across the background.

Instruções:

Pinte seu chapéu de nova série.




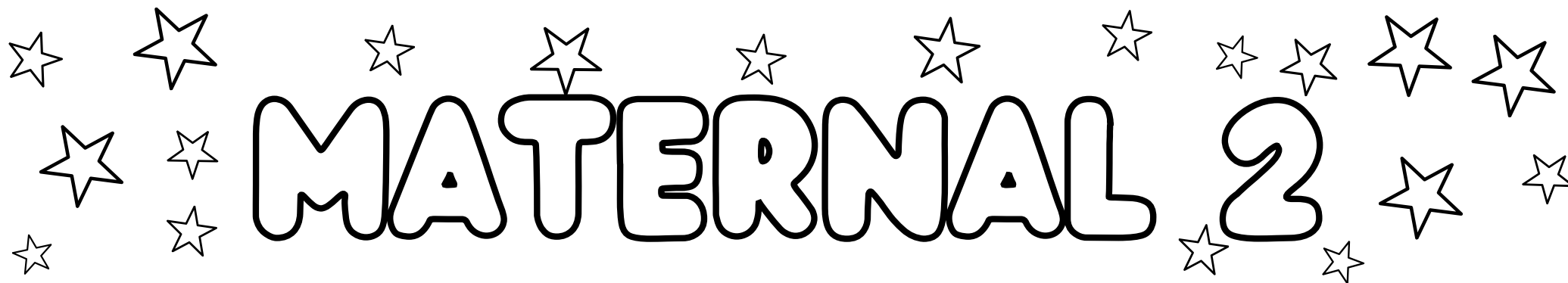
Corte e grampeie ou cole a parte de trás na parte da frente.



Instruções:

Pinte seu chapéu de nova série.

Corte e grampeie ou cole a parte de trás na parte da frente.





Instruções:

Pinte seu chapéu de nova série.

Corte e grampeie ou cole a parte de trás na parte da frente.

