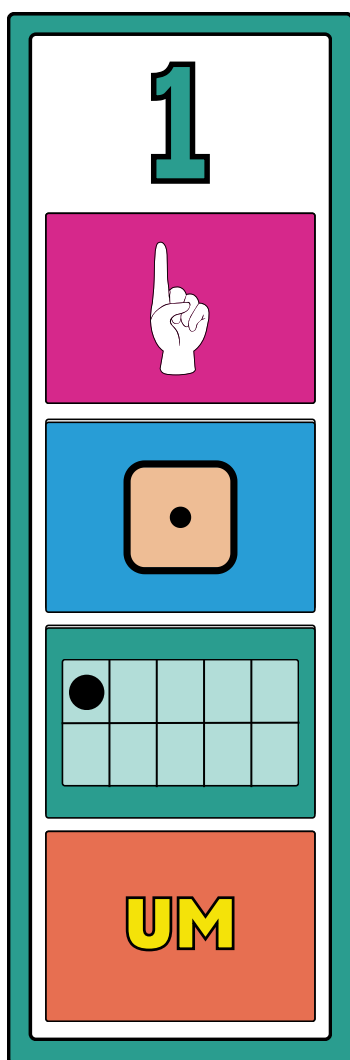


# TAPETES DE NÚMERO

## INSTRUÇÕES

### PREPARAÇÃO:

- Baixe o arquivo
- Imprima os tapetes numéricos e os cartões numéricos
- Laminar os cartões
- Corte ao redor de cada tapete numérico e cartão numérico



### INSTRUÇÕES DE JOGO:

- 2 a 10 jogadores
- Misture as cartas
- Os alunos escolhem um tapete numérico para completar
- Os alunos correm para completar um tapete numérico com todas as quatro cartas correspondentes
- Crie variações desta atividade

# TAPETE DE NÚMERO

1

--

--

--

--

2

--

--

--

--



# TAPETE DE NÚMERO

3

--

--

--

--

4

--

--

--

--



# TAPETE DE NÚMERO

5

--

--

--

--

6

--

--

--

--



# TAPETE DE NÚMERO

7

--

--

--

--

8

--

--

--

--



# TAPETE DE NÚMERO

9

--

--

--

--

10

--











--

--

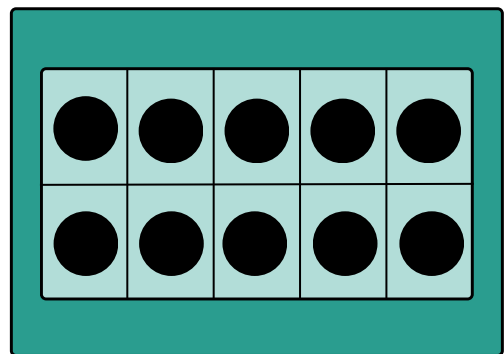
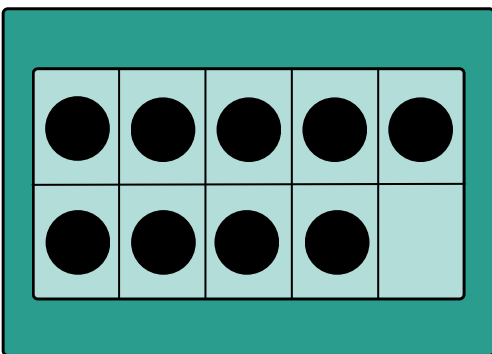
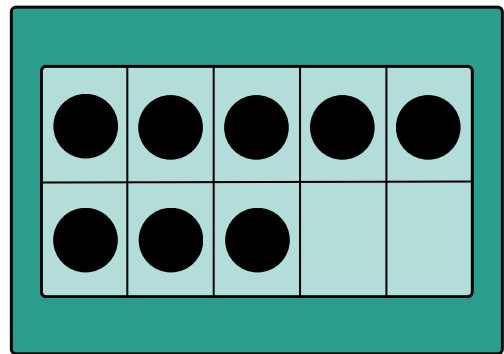
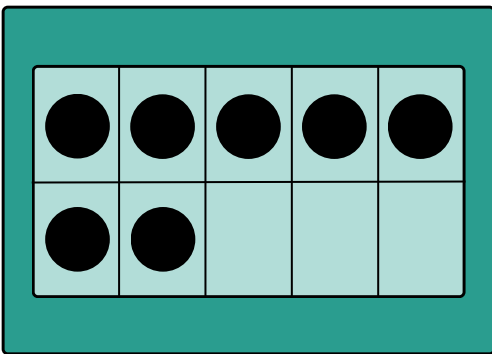
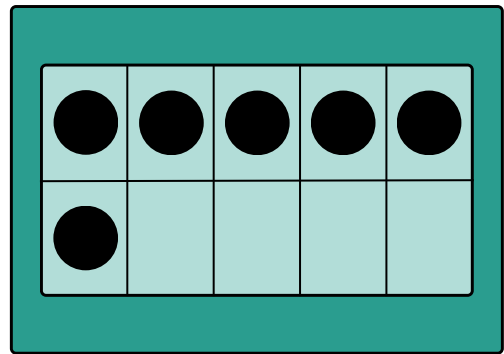
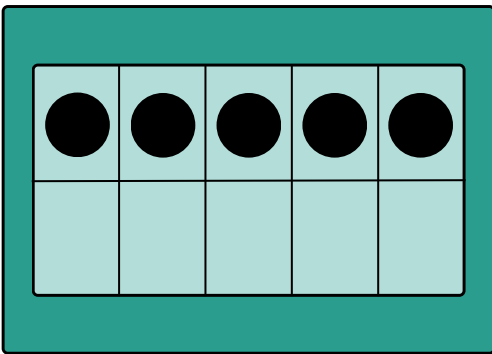
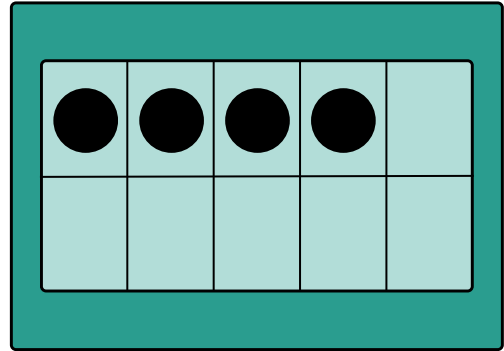
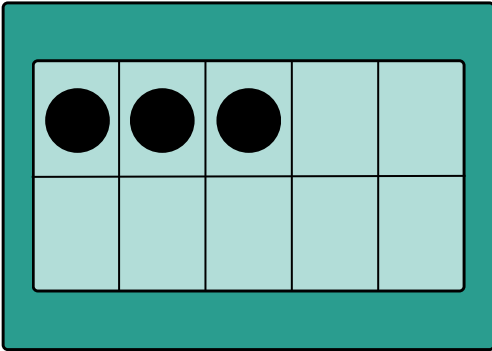
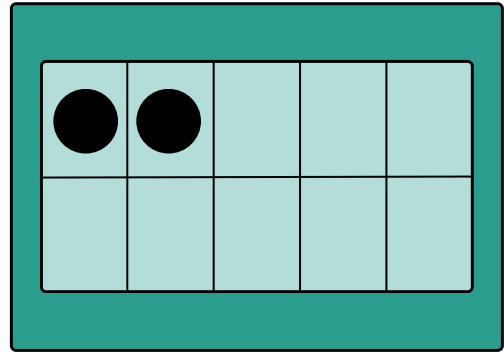
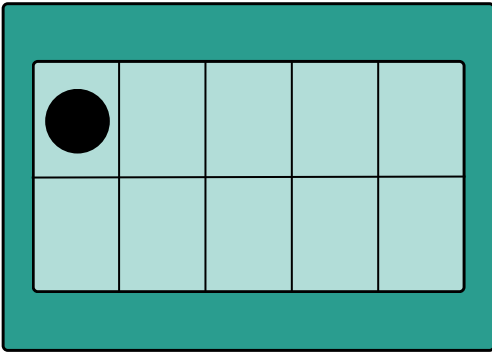
--



# TAPETE DE NÚMERO


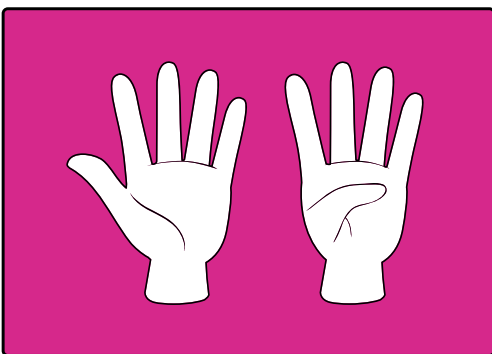
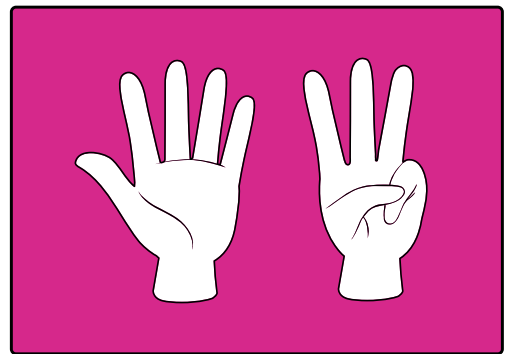
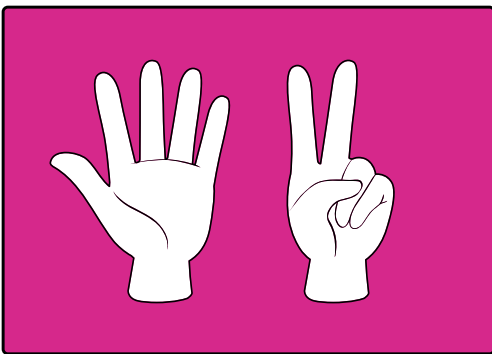
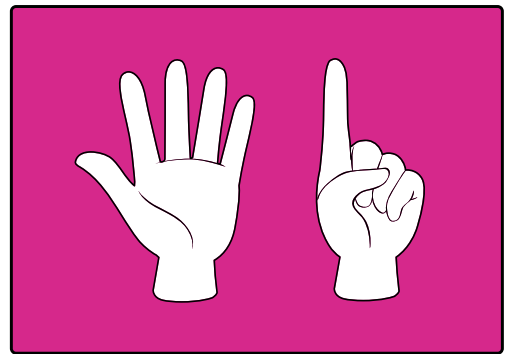







# TAPETE DE NÚMERO





# TAPETE DE NÚMERO



# TAPETE DE NÚMERO

**UM**

**DOIS**

**TRÊS**

**QUATRO**

**CINCO**

**SEIS**

**SETE**

**OITO**

**NOVE**

**DEZ**

